



MAX GROUP

PERFECTION WITH PASSION



MAX DECK

Slab Formwork System

UNIMAX INTERNATIONAL
(An ISO 9001:2015 Certified Company)
WWW.MAXFORMWORK.COM



**INNOVATIVE DESIGN
ASSURING QUALITY
EXCELLENT SERVICE**



Mr. Rajesh Sharma
CMD



Mr. Nitin Sharma
MD

We embarked on a Mission Journey 28 years ago in 1989 with a vision to provide the best of the global technologies for Indian Construction Industry. It may be easier to stick to the conventional construction methods, while the industry has glittered with glorious changes the world over. We took this challenge by adopting through our innovative greener techniques to develop an indigenous, yet affordable and viable, import substitute for the Indian Construction Industry, of course, beneficial to the urban environment.

The Max formwork has been consistently striving to work towards the requirement of its customers while bringing the innovative solutions with the emerging trends in the construction industry with its experienced and dedicated personnel at its R & D center. We believe there is always an opportunity to bring automation and better system such as Robots, improvised welding system and new technologies from other developed industrial countries. With the same vision, we are soon going to introduce Stir Fabrication Welding Techniques to Indian Construction Industry which is being used by the Aerospace Industry globally that will set the benchmark in India.

We also think beyond tall buildings hence considering the future of construction development which gives us a wider perspective and fresh ideas when it comes to design the living spaces such as condos, skyscrapers, skylines and office spaces being built in major cities around the world.

Architects and designers have given us exciting ideas which will define the way we live and the kind of living that the next generation will experience. More importantly, as these buildings are constructed, experts should ensure that every material and every action taken in the construction process will minimize the hazards of environmental damages and that's where MAX Formwork has expertise to bring the Innovative Solution at your doorstep to challenge the future of construction.

MAX GROUP OF COMPANIES

UNIMAX INTERNATIONAL

MAX INDUSTRIES

MACO OVER SEAS

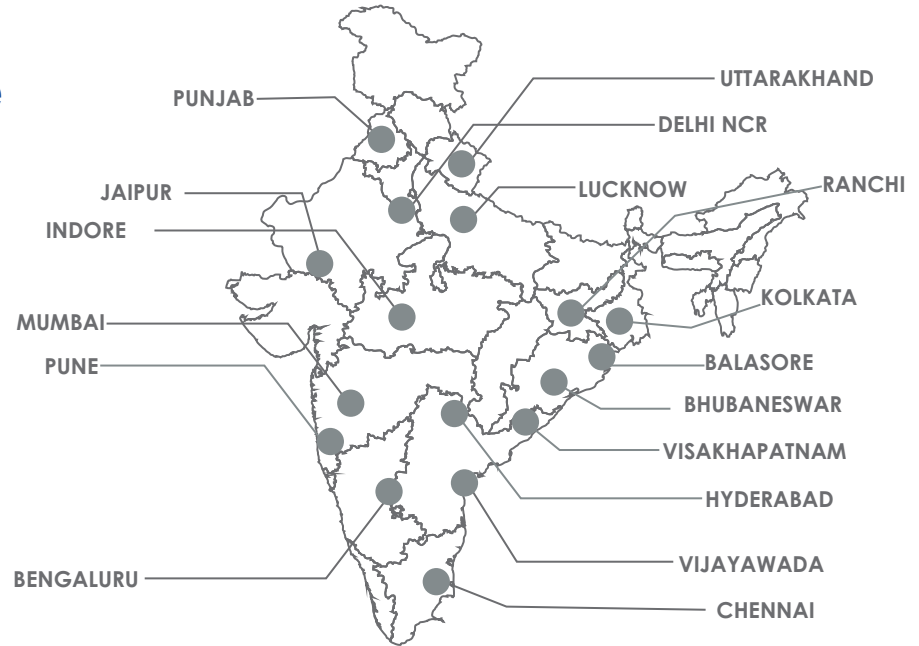
UNIMAX SCAFFOLDING

MAX SCAFFOLDING SYSTEM

Contents

1 Company Milestones, 2 About us, 3 Introduction, 4 System Description, 5-8 System Component, 9-12 Assembly & Deshuttering Sequence 13 Notes.

PAN India Presence of MAX Group



Max Group Factories

Plant No 1 - Plot No. 1&10, Sector 7, SIDCUL, Integrated Industrial Estate Rudrapur, Uttarakhand (India)

Plant No 2 - 1291-92, HSIIDC, Industrial Area, Rai, Sonipat, Haryana (India)

Plant No 3 - 1293-94, HSIIDC, Industrial Area, Rai, Sonipat, Haryana (India)

Company Milestones

We believe in kaizen, hence continuous learning helps us to adopt the best industry practices to provide best of the services to our customers. It has been a great journey while providing State-of-the-art services to various customers while setting up standards for the Industry with our best practices developed over a period of time.

1989	Establishment of Max Group
1990	Starting of Forging and casting of scaffolding components
1993	Starting Export of Scaffolding components to Middle East
1997	Starting of manufacturing Steel Formwork system
2004	Establishment of hiring division of Formwork material in India
2009	Developed Max Aluminium Formwork system
2010	Establishment of Mass Aluminium Formwork Production system for monthly capacity of 20,000 Sqm
2011	Completion of First formwork order of 11,000 Sqm Aluminium Formwork system
2012	Completion of second plant for the manufacturing of different Formwork system
2014	Developed MaxDeck Formwork system
2015	Developed MaxTable Formwork system
2016	Initiated R&D on automatic climbing system
2019	Protection Screen for highrise structures
2020	Introduction of Robotic Welding & Automation



About us

Unimax International is an established environment friendly organization in Aluminium Formwork Industry serving the construction industry with updated and customized solutions.

An ISO 9001:2015 certified company having two state-of-the-Art manufacturing units each in Sonapat, Haryana as well as in Pantnagar, Utrakhand are well supported by in-house Research & Development activities.

Unimax with continuous innovations using latest technology and System, highly professional project support team committed to provide Formwork System which is not only of high quality but also enables our client to achieve faster slab cycles at competitive prices. We expertise in designing the Formwork system by using high end software such as Staad, Revit and AutoCAD to meet our specific requirement. Today our satisfied clients include some of the reputed corporate builders Developers, and Construction Companies. As a reflection of our Quality, after Sales Services and Customer support, we have been able to retain our client's faith in getting their repeated orders.

Why should you Choose Max Deck

Max Deck is hand —set panelised slab Formwork system. Using the same parts avoids assembly error. The number of Props defined by the system ensuring safety and quick assembly.

5

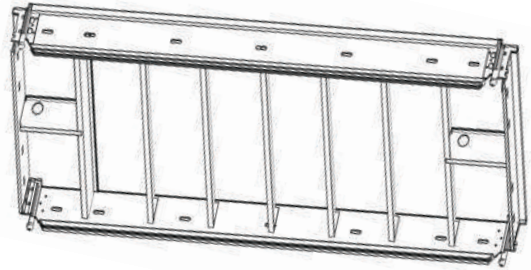


- Max Deck is a panel floor formwork system for constructing cast-in-place concrete floor slabs up to a thickness of 300mm including live load. Slab thickness of more than 300mm can also be casted by reducing the grid size.
- The drop-head allows the system to be used for early stripping. The props acts as a back prop and facilitate early Dershuttering of slab.
- Suitable for room heights of 2.10 m to 4.00 m. Additional height could be achieved by using the additional bracing system.
- The panel frames consist of extruded Aluminium alloy and steel sections connected by galvanized nut and bolts for longer life. 12mm high density Plywood has been used for sheeting.
- Special designed props which facilities the **erection of panels from the ground level by specially design lifting hookup to a height of 4.5m**. Large size of Panels gives the higher productivity with ease of handling.
- The floor-formwork panels are supported by Maxfloor props integrated with drop head. The Panel and Prop with engineered automatic wind lock provide job safety with a rigid interlocking system that prevents tipping during erection even without bracing.
- For infill zones along edges and around columns, there are system infill beams in lengths of 2.44 m, 1.22m.
- The system can accommodate drop bands, drop heads along with the Flat Slab.

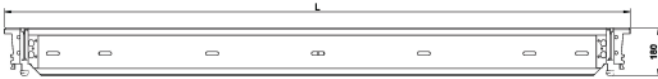
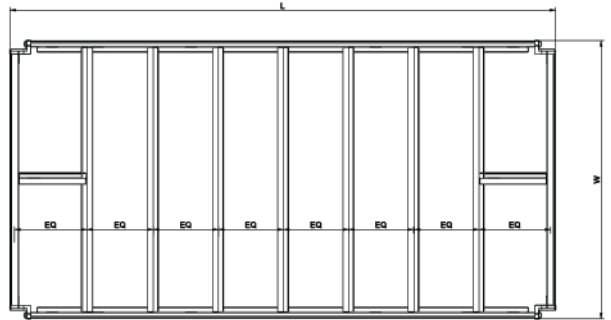
Salient Features of Max Deck

- ✓ Zero assembly error
- ✓ Fewer components makes the assembly easy
- ✓ Integrated or Separated facing
- ✓ Compensation area minimized
- ✓ Suitable for any slab height or any slab thickness
- ✓ Early stripping for fast pour cycle while backpropping remains undisturbed.
- ✓ Facilitate safe Dershuttering which prevent damaging of Shuttering material as well as structure
- ✓ Very low number of props required per Sqm. This makes it possible to use larger sections of Profile, and increase the distance between props.
- ✓ Fair finish surface does not require plaster
- ✓ Crane-independent


Code	Aluminium Panel	L	W
DP2412	Deck Panel 2400MM x1200MM	2400	1200
DP2406	Deck Panel 2400MM x600MM	2400	600
DP1812	Deck Panel 1800MM x1200MM	1800	1200
DP1806	Deck Panel 1800MM x600MM	1800	600
DP1212	Deck Panel 1200MM x1200MM	1200	1200
DP1206	Deck Panel 1200MM x600MM	1200	600




Deck Panel




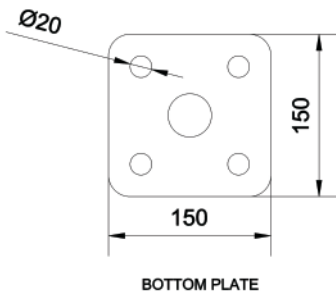
Code	Secondary	L
MS2412	Main Secondary 2400	2400
MS1812	Main Secondary 1800	1800
MS1212	Main Secondary 1200	1200



Secondary Beam



Code	H.D Adjustable Prop	L
HDP45	H.D Adjustable Steel Prop 4500MM	4500
HDP40	H.D Adjustable Steel Prop 4000 MM	4000
HDP35	H.D Adjustable Steel Prop 3500MM	3500
HDP30	H.D Adjustable Steel Prop 3000MM	3000




Adjustable Prop

Code	Cantilever Prop	L
CP45	Cantilever Prop 4500MM	4500
CP40	Cantilever Prop 4000 MM	4000
CP35	Cantilever Prop 3500MM	3500
CP30	Cantilever Prop 3000MM	3000



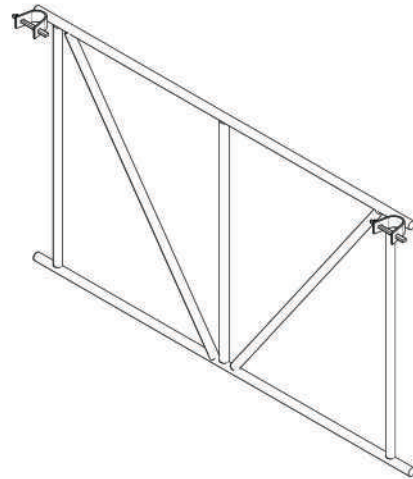
Cantilever Prop

Code	Telescopic Secondary Beam
SA012	Telescopic Secondary Beam 600 to 1200 mm
SA06	Telescopic Secondary Beam up to 600 mm



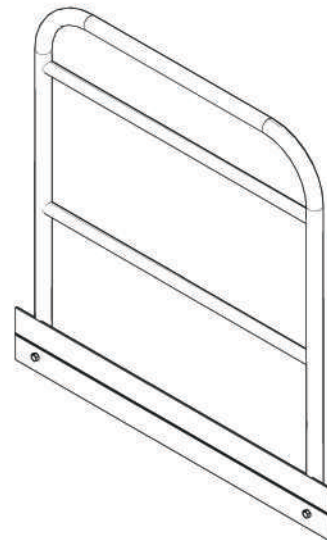
Telescopic Secondary Beam

Code	Prop Bracing Frame
PHF24	Prop Bracing Frame 2400 MM
PHF18	Prop Bracing Frame 1800 MM
PHF12	Prop Bracing Frame 1200 MM

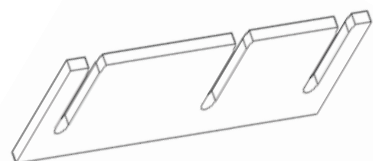


Prop Bracing Frame

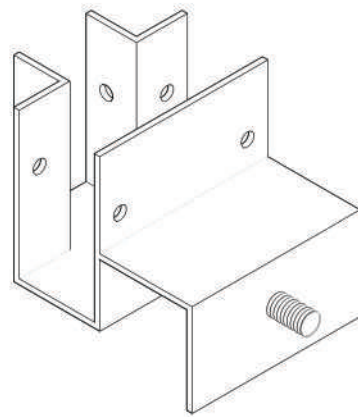
Code	Safety Grill
SG12	Safety Grill 1200 MM
SG06	Safety Grill 600 MM



Code	Secondary Locking Pin
SLP	Secondary Locking Pin

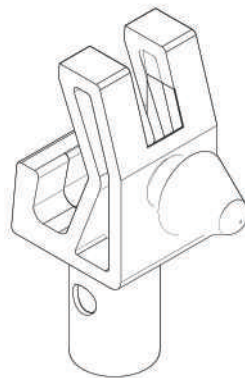


Code	Timber Holding Hook
THH	Timber Holding Hook



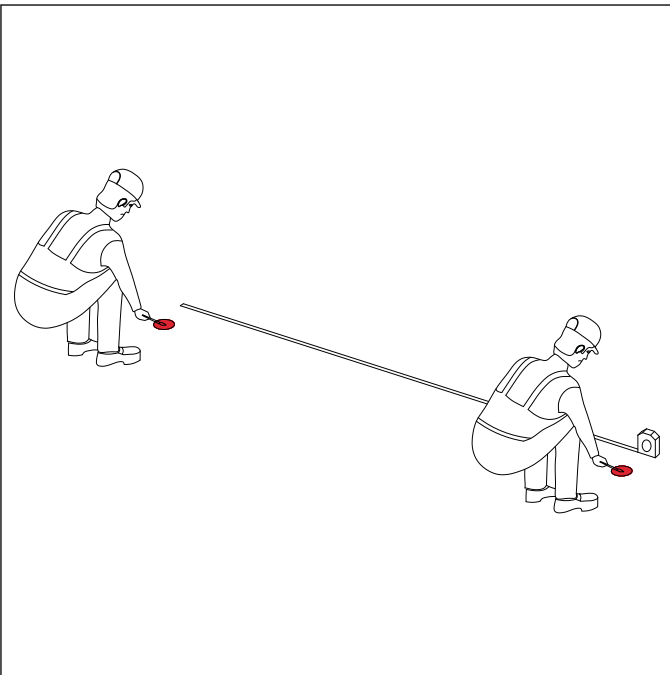
Timber Holding Hook

Code	Penal Holding Hook
PHH	Panel Holding Hook

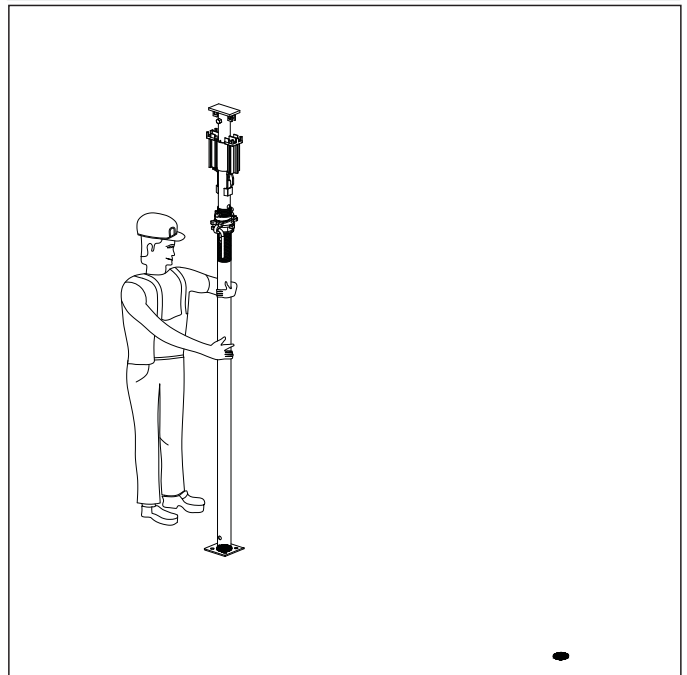


Penal Holding Hook

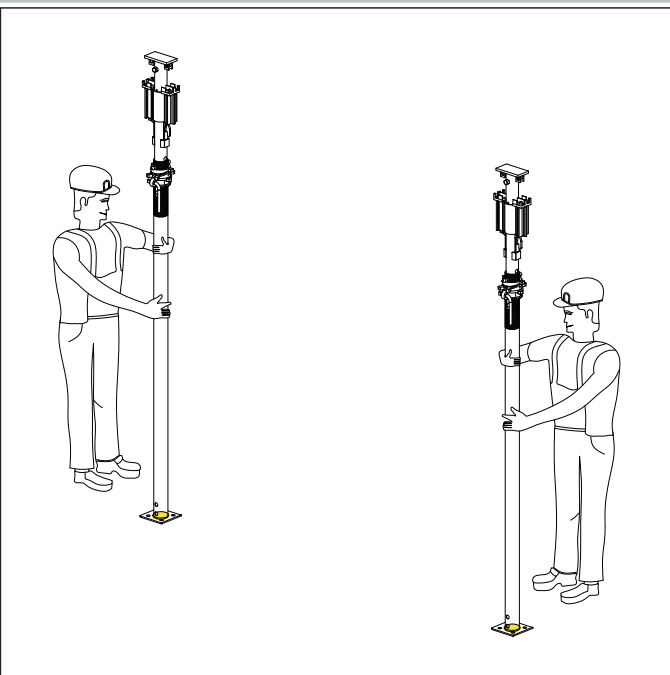
The marking will be done with the required span with the maximum span upto the length of the main beam.



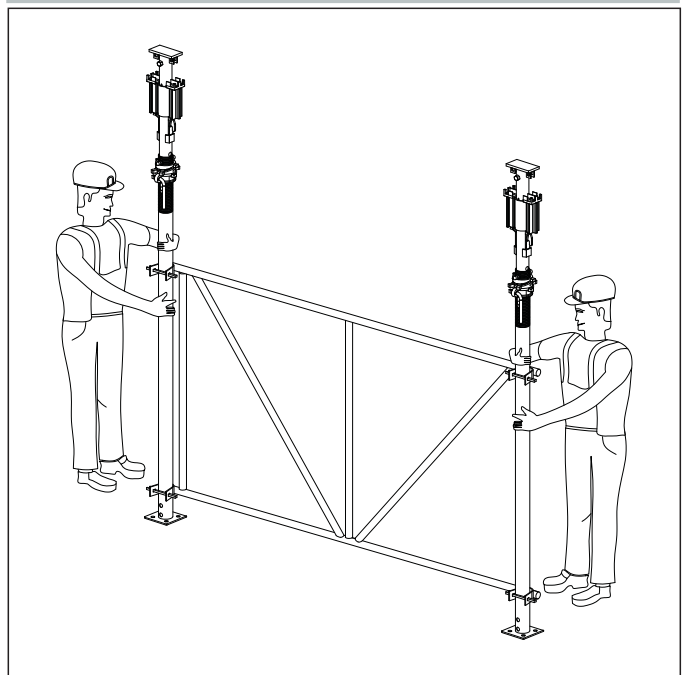
Next the Props will be placed over the markings and kept in position.



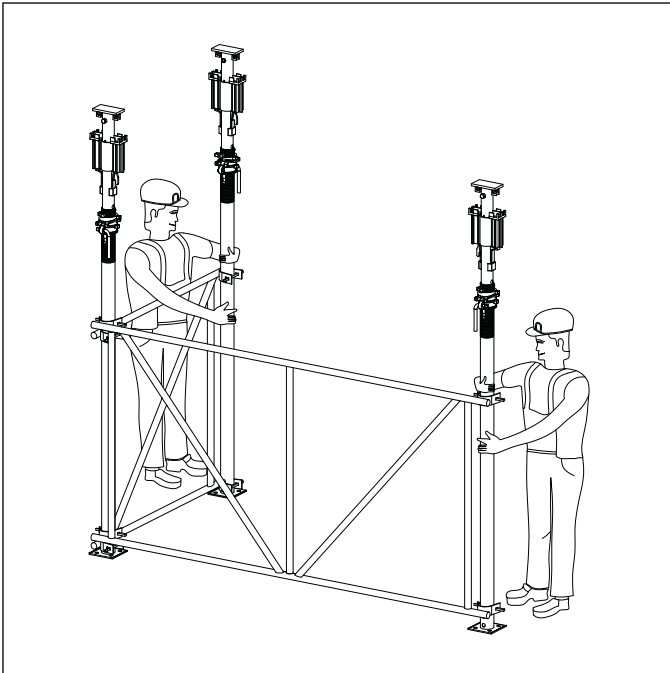
The set of props will be placed over the markings for the specified area.



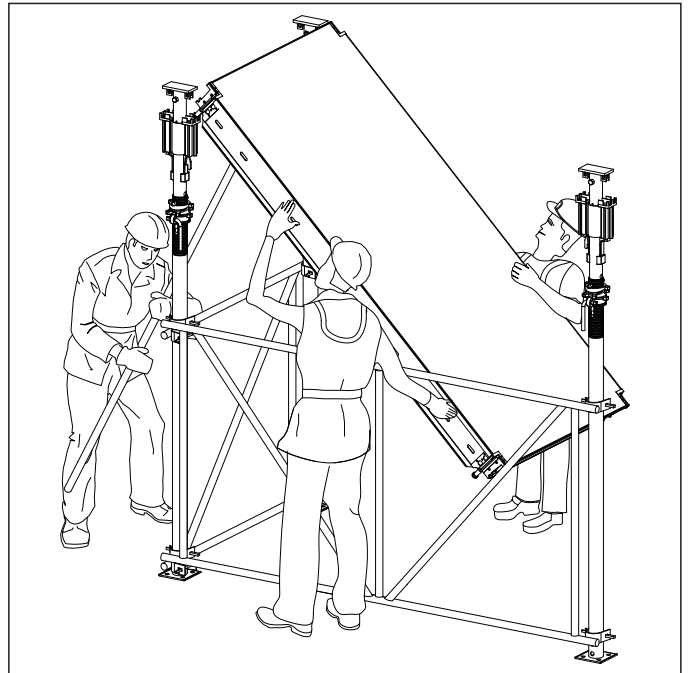
The set of props will be placed over the markings with the help of the Holding bracket for the specified area.



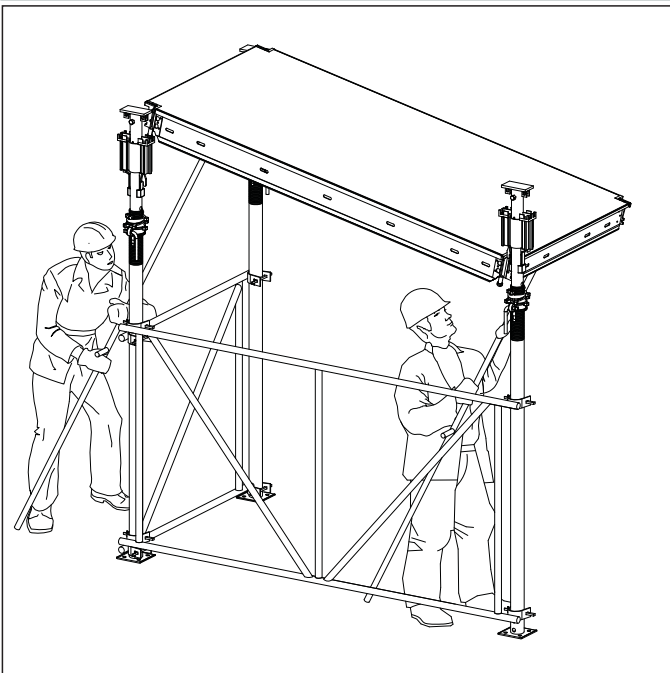
The 3rd set of props will be placed over the markings with the help of the Holding bracket for the specified area.



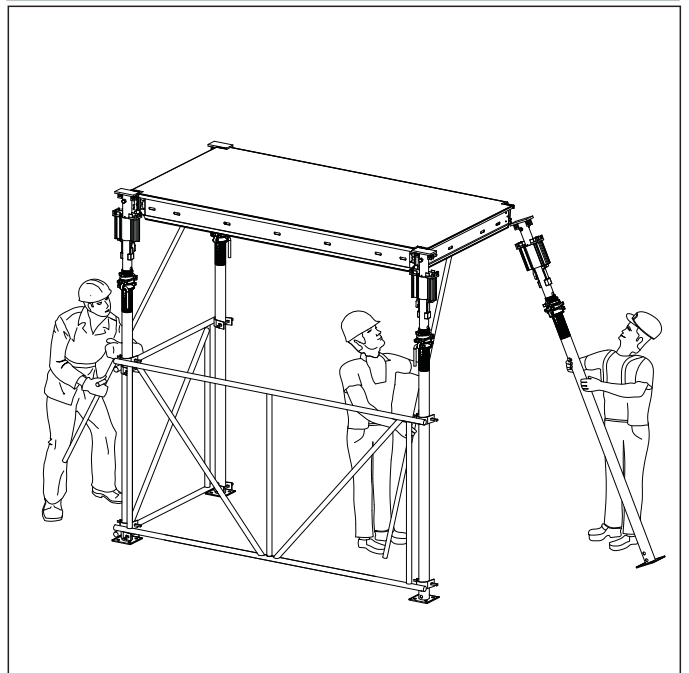
Once all the props area assembled at the location then the aluminium panels fitted with the densified ply wood will be Hanging over the prophead.



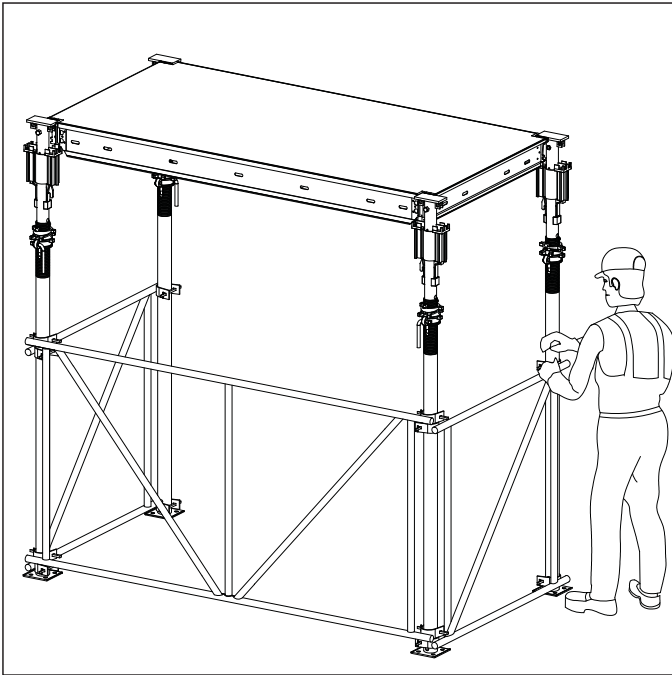
Aluminium panels fitted with the densified ply wood will be placing over the prop head.



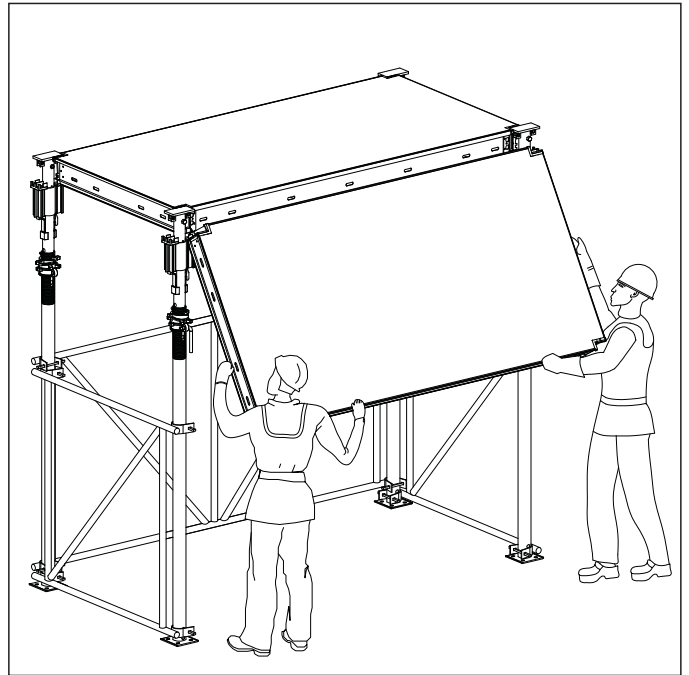
Corner prop will be placing below the aluminium panel.



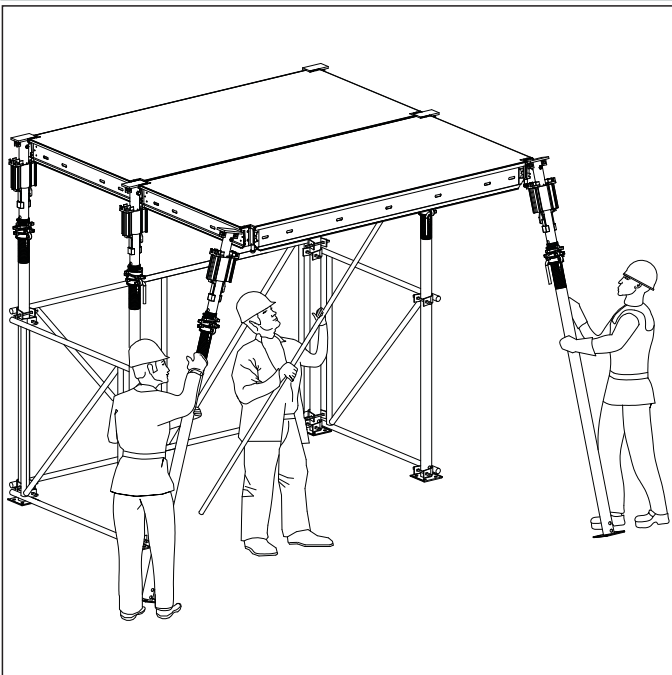
The panels are light in weight which can be easily lift by person and place it over the beam.



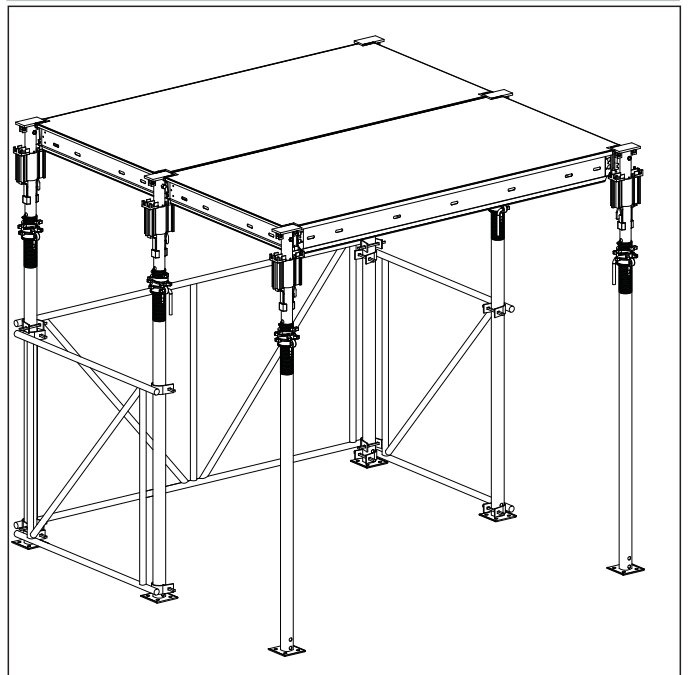
Continuation of panel will Hanging over the prop head.



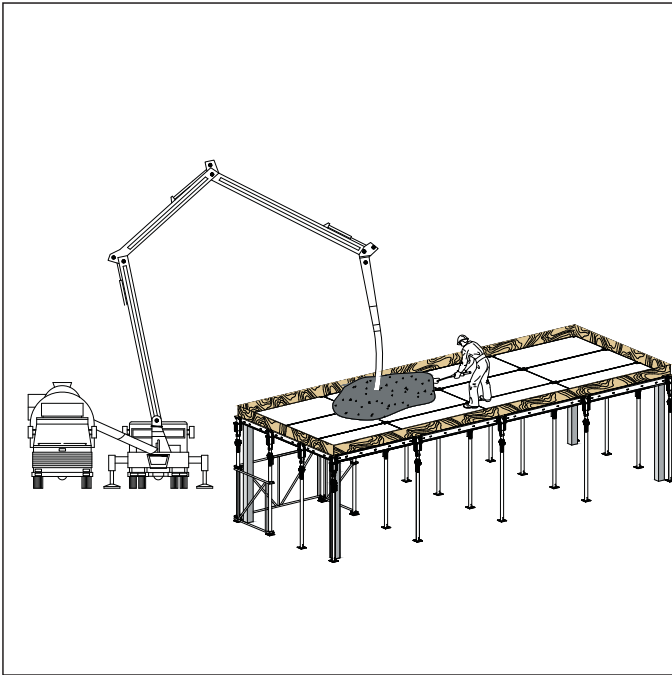
Continuation of prop placing below the panel area.



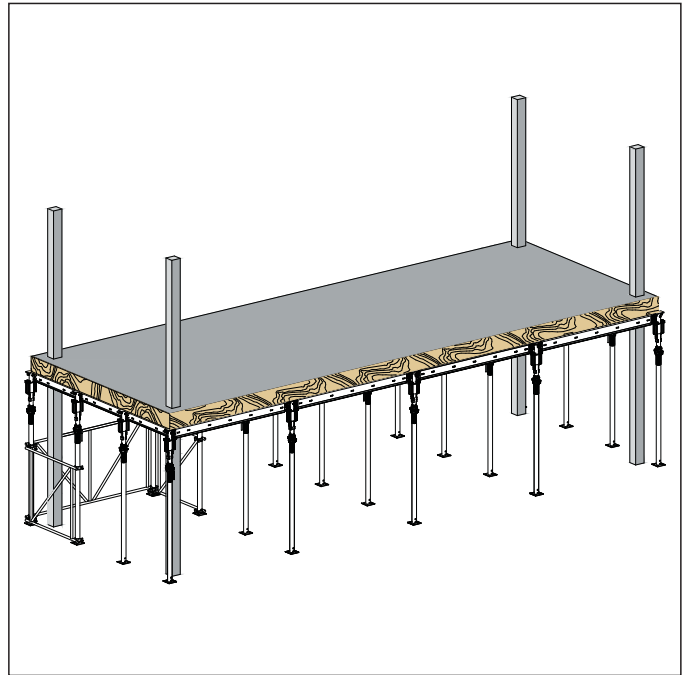
The final step will be the checking the plumb of the props to ensure the surface is perfectly levelled.



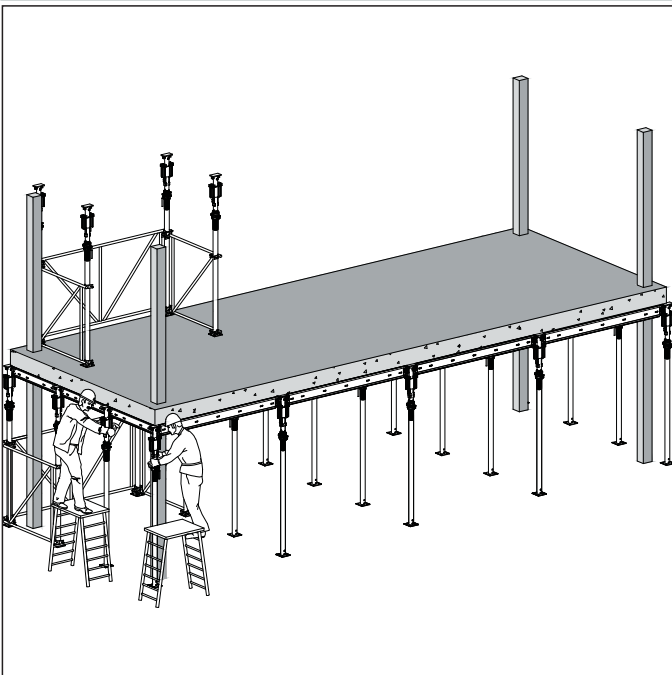
After the checking the plumb of the props concrete will start.



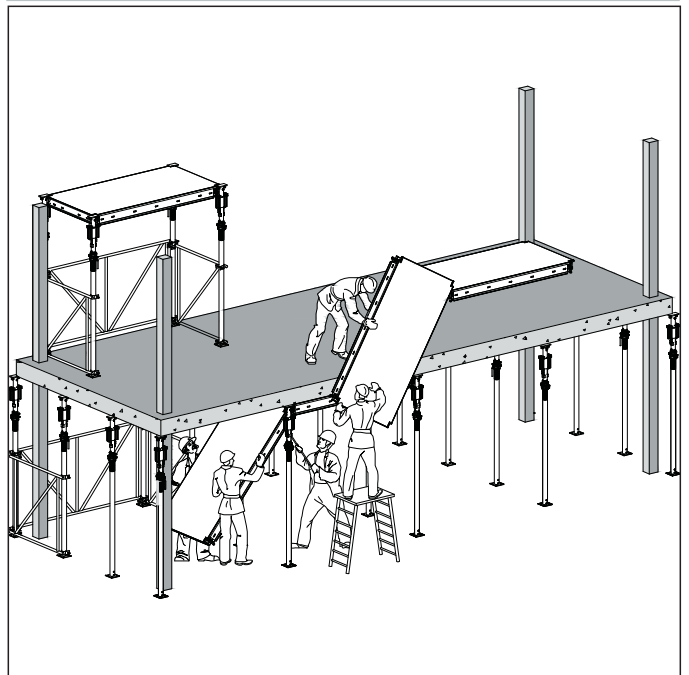
After finishing Concreting next level column will be casted.



Unclamp the prop head by the steps as mentioned in the prop head down step procedure leaving full support to the slab through the props.



Once all the prop head have come down then remove all the aluminium panels from the down and shifting to next level.



Notes





MAX GROUP

PERFECTION WITH PASSION

UNIMAX INTERNATIONAL

Works :

Plot No. 1&10, Sector 7, SIDCUL, Integrated Industrial Estate Rudrapur, Uttarakhand (India)

Mob : +91 9759003519

Head Office :

Pocket G-21, Plot No 312, Rohini Sector - 7
New Delhi- 110085

Mob : +91 9650233944

Regional Offices**RAI (Haryana)**

Plot No. 1291-92 & 1293-94, HSIIDC Industrial Area, Rai Sonipat, Haryana -131029.

Bangalore (Karnataka)

Plot No.248, Obadenahalli Industrial Area, Doddaballapura 3rd Phase, Bangalore-561203

Hyderabad (Telangana)

Plot No. 44/ Part 45 & 46, Gopanpally Village, Serilingampally Mandal, Ranga Reddy, Dist. Hyderabad (TS)-131029.

PUNE (Maharashtra)

59/3, Opp. Ambekar Hotel, Pisoli Under Bypass Road, Undri Tal - Haveli, Pune Maharashtra - 411060

Mumbai (Maharashtra)

Plot No 149, Old Khopoli Road, Ajivali Village, Panvel, Navi Mumbai - 410206

Vijayawada (Andhra Pradesh)

Plot No. 241, Auto Nagar Industrial area, Mangalagiri, Guntur, Dist. Andhra Pradesh-522503

Sales : +91 9810298430, +91 9717392200/01 **Direct :** +91 9810598450, +91 9810598430

E-mail - info@maxformwork.com, info@unimaxformwork.com, nitin@maxformwork.com

Website - www.maxformwork.com

*Due to continuous improvement in products; specifications & data are subject to change without prior notice